

Week 6 - Home Learning Timetable

The following tasks are a guide, for parents, to cover some of the Stage 1 curriculum at home this week. Students can complete all set tasks in their homework books or on Google Classrooms (if specified in the timetable below). If you or your child, have any questions about the tasks below, please contact your child's teacher via email or phone the school.

Week 6	Tuesday	Wednesday	Thursday	Friday
Task	Rake up some leaves in your yard.	Think of a nice surprise for your parents, then do it e.g. sweep the driveway.	Ask an adult for a safe idea for lunch that you can make on your own.	Research and find some facts on an interesting topic. Tell someone in your family about it.
Morning			Zoom times: Stage 1 - 10:15am - 10:45am (link on Google Classroom)	Zoom times: Stage 1 - 10:15am - 10:45am (link on Google Classroom)
<p>If you do not have a book to keep your work in, you can make yourself one by stapling some sheets of paper together.</p> <div> <p>Literacy activities that should be completed daily:</p> <ul style="list-style-type: none"> Reading a book or home reader – discuss the book with your child and ask them questions about it to enhance comprehension skills. Practice and revise Mad Minute program and Number Sense program if not completed. Reading Eggs and Reading Eggspress should be completed twice a week, if possible. </div>				
	<p>English:</p> <p>Spelling HW:</p> <p>Complete your spelling homework practice for today.</p> <p>Reading Comprehension Inferences:</p> <p>Parents / carers please read the provided passage to your child (attached at the end of this timetable). Discuss any unknown words. Read the text again as the student makes a movie in their</p>	<p>English:</p> <p>Spelling HW:</p> <p>Complete your spelling homework practice for today.</p> <p>Spelling:</p> <p>Pick 5 (or more) of your spelling words and write down the meaning of each word.</p> <p>If you would like to challenge yourself. You can then put these words into sentences.</p>	<p>English:</p> <p>Name Activity:</p> <p>Login to Google Classroom and complete the “Name Activity” and upload your work.</p> <p>Spelling HW:</p> <p>Complete your spelling homework practice for today.</p>	<p>English:</p> <p>Spelling Test:</p> <p>Complete a Spelling Test of the weekly word list. Any words that are still unknown could be revised in the following week.</p> <p>Fix this Sentence:</p> <p>Copy the sentence below and fix the three mistakes with a red pencil.</p>

	<p>head, (visualises). Read the three inferences. Ask the student which of the inferences (hidden meanings) is probably true. Colour the correct option bubble or write the question number and letter of the sentence e.g. Q1. a.</p> <p>Discuss your child's choice.</p>	<p>Note: If you can, complete this activity on Google Classroom as a google doc or upload a photo of your work 😊</p>	<p>Narratives:</p> <p>Choose a character from one of your favourite stories. Draw a picture of the character and label it with adjectives. Write a description about your character.</p> <p>Spelling:</p> <p>Complete one or two activities from the <i>Spelling Grid</i>.</p>	<p>Year 1:</p> <p><i>cen you come to my party</i></p> <p>Year 2:</p> <p><i>On thursday were not going to school</i></p> <p>Note: Upload a photo to Google Classroom 😊</p> <p>Complete any English work that you still need to finish.</p>
Break	Break	Break	Break	Break
Middle	<div> <p>Additional Activities – activities to be completed during the week where possible:</p> <ul style="list-style-type: none"> Mathletics tasks will be set each week. These activities will target a specific focus area each week. </div>			
	<p>Mathematics:</p> <p>Mass:</p> <p>Get 10-15 objects from around the house and order them from lightest to heaviest.</p> <p>You can informally measure these items by placing one in each of your hands or if you would like to check formally how heavy each item is, you can use scales to weigh each item.</p> <p>Mathletics:</p> <p>Login to Mathletics (www.mathletics.com.au) and do some of the 10 assigned tasks your teacher has set.</p>	<p>Mathematics:</p> <p>Mass:</p> <p>Get someone in your house to select an object, you then have to find something that is heavier and lighter than that object. E.g. Mum gives you a mug, you find an object that is lighter (like a pencil) and something that is heavier (like your dad).</p> <p>You cannot use the same object twice. Think creatively!</p>	<p>Mathematics:</p> <p>Number:</p> <p>Choose 'Number of the Day' (this can be any number) and complete the following:</p> <ul style="list-style-type: none"> Spell it Draw it (base 10) Tally it Identify the number before and after Write the next even number Write the next odd number Double it Put the number into number sentences. <p>CHALLENGE:</p> <ul style="list-style-type: none"> Round to 10 Round to 100 Count on 23 Count back 12 Add 100 Subtract 10 	<p>Mathematics:</p> <p>Data:</p> <p>Go around your house and tally how many of the following items you can find. Once you have a tally count use this information to form a column graph.</p> <p>Items to tally:</p> <ul style="list-style-type: none"> Lights People TV / Computer / iPads / Phones Pets Windows Spoons <p>Use the attached column graph template to help you when graphing your results.</p> <p>Note: Complete or upload a photo to Google Classroom 😊</p>

			<ul style="list-style-type: none"> Write it in expanded form. <p>Mathletics:</p> <p>Login to Mathletics (www.mathletics.com.au) and do some of the 10 assigned tasks your teacher has set.</p>	
Break	Break	Break	Break	Break
Afternoon	<p>Living World – Botanical Drawings</p> <p>Go into your backyard and pick five different species of leaves and create a botanical drawing. Label the features of your drawing.</p>	<p>Wellbeing Wednesday</p> <p>Think about a person you love. Draw a picture of them and then tell them why you love them!</p>	<p>PDHPE</p> <p>Watch 'The Body Coach' video on YouTube and follow along to get your body moving - https://www.youtube.com/watch?v=YIB2SJnBHBQ</p>	<p>Paint Pot</p> <p>Log in to Google Classroom and complete the Paint Pot activity posted by Mrs Quinn.</p>

Reading Comprehension - Identifying Inferences

Instruction: Read the passage to the student. Discuss any unknown words. Read the text again as the student makes a movie in their head (visualises). Ask the student which of the inferences, (hidden meanings), is probably true. Read the three inferences. Colour the chosen bubble. Discuss the student's choice.

1. "Let's go surfing," said Jess. "The waves are great today!" Tim said that he didn't know how to surf. "It's easy!" said Jess. "All you have to do is lie on the board and wait for the wave."

Which of the following is probably true?

- a) ☐ Tim can't swim.
- b) ☐ Jess is older than Tim.
- c) ☐ Jess has been surfing before.

2. One holidays Mia and Karla went camping by the river. They pitched a tent to sleep in that night. The next morning Mia complained, "I wish I'd brought another blanket."

Which of the following is probably true?

- a) ☐ Mia didn't like the colour of the blanket.
- b) ☐ Mia was cold in the tent that night.
- c) ☐ Karla didn't like camping.

3. "My favourite pet is our dog Roxy," said Meg. "I like our ducks and chickens the best," said Robbie. "I think the piglets are the cutest, so I like them the best," said George.

Which of the following is probably true?

- a) ☐ Meg and Robbie don't like piglets.
- b) ☐ The children live on a farm.
- c) ☐ Roxy is the best pet.

4. James bought some wood and a packet of nails. He went into his workshop and began to build a kennel. When the kennel was finished he carried it into the yard and placed it beside the garage.

Which of the following is probably true?

- a) ☐ James has a new car.
- b) ☐ James owns a dog.
- c) ☐ James' garage needed fixing.

5. Mrs White went into the office building. She went to the elevator and pushed the button. She waited a moment but the elevator was still on the 6th floor. Mrs White went to the stairs and walked to her office on the 2nd floor.







Which of the following is probably true?

- a) ☐ Mrs White is scared of elevators.
- b) ☐ The elevator was too crowded.
- c) ☐ Mrs White was in a hurry.



Stage 1 Spelling Grid



Rainbow Spelling Write your words with rainbow writing. Use different colours to make a rainbow. e.g.  because	2 Colours Write all your words with red vowels (i,u,e,a,o) and blue consonants . e.g. said	Alphabetical Order Write your words in alphabetical order. e.g. 1. apple 2. ball 3. cat	Choo Choo Choo Words Draw a series of trains. Write your words and write each letter in the train's carriages. e.g. cab 																										
Word Whirls Write your words around and around in the coils. 	Dictionary Find Define each word using a dictionary. Put the definitions in your own words.	Passing Practise Ask someone to pass a ball with you. Take turns saying the next letter of the word as you pass the ball.	Mnemonics Write a mnemonic to help you remember tricky words. e.g. the = ten hot eggs																										
3 Different Utensils Write your spelling words 3 times using different writing utensils (i.e. lead pencils, coloured pencils, gel pens, textas etc.).	Letter Collage Cut out lowercase letters from newspapers and magazines and create your words. e.g. 	Sentences Put each of your words into separate sentences. Underline your words with a coloured pencil. OR type these sentences onto a google document, highlight/ underline the spelling words and submit.	Dot Pain Words Use a cotton bud or a paint brush to write your words by dotting each letter. e.g. 																										
Add Your Words Add your words together. Vowels = 10, Consonants = 5 e.g. said 5 + 10 + 10 + 5 = 30 <i>*Can change numbers for a challenge</i>	Alliteration Put each of your words in different alliterative sentences. e.g. Sally spells sixty silly sentences.	Spelling Artist Draw a picture for each word. Write the word next to it. e.g.  cat	Synonym Find a synonym for your spelling words. Remember a synonym is a word that means the same. e.g. little: small																										
Lego Words Make your words using pieces of lego to build each letter.	Google Classroom Type your words onto a google document and submit.	Memory Snap Write your words twice onto flash cards. Use to play Memory or Snap.	One Minute Words Set a timer and write your words as many times as you can in one minute.																										
Scrabble Words Write your spelling words and add up the value of their letters. e.g. the = 1 + 4 + 1 = 6 <table><tr><td>A₁</td><td>B₃</td><td>C₃</td><td>D₂</td><td>E₁</td><td>F₄</td><td>G₂</td><td>H₄</td><td>I₁</td><td>J₈</td><td>K₅</td><td>L₁</td><td>M₃</td></tr><tr><td>N₁</td><td>O₁</td><td>P₃</td><td>Q₁₀</td><td>R₁</td><td>S₁</td><td>T₁</td><td>U₁</td><td>V₄</td><td>W₄</td><td>X₈</td><td>Y₄</td><td>Z₁₀</td></tr></table>				A ₁	B ₃	C ₃	D ₂	E ₁	F ₄	G ₂	H ₄	I ₁	J ₈	K ₅	L ₁	M ₃	N ₁	O ₁	P ₃	Q ₁₀	R ₁	S ₁	T ₁	U ₁	V ₄	W ₄	X ₈	Y ₄	Z ₁₀
A ₁	B ₃	C ₃	D ₂	E ₁	F ₄	G ₂	H ₄	I ₁	J ₈	K ₅	L ₁	M ₃																	
N ₁	O ₁	P ₃	Q ₁₀	R ₁	S ₁	T ₁	U ₁	V ₄	W ₄	X ₈	Y ₄	Z ₁₀																	



12+											
11											
10											
9											
8											
7											
6											
5											
4											
3											
2											
1											

