

WEEK 7 - KINDERGARTEN HOME LEARNING TIMETABLE

The following tasks are a guide, for parents, to cover some of the Early Stage 1 curriculum at home this week. If you have any questions about the tasks below please contact your child's teacher via email – hannah.boan2@det.nsw.edu.au or brooke.henning6@det.nsw.edu.au

Week 7	Monday 23/8	Tuesday 24/8	Wednesday 25/8	Thursday 26/8	Friday 27/8
Daily Task	Help an adult with cleaning today.	Pick some flowers or branches and put in water.	Help an adult cook and prepare a meal today.	Give someone you miss a call or send a message to say hi.	Create a card and a handmade gift for someone you love.
Morning	<p>English</p> <p>ZOOM - 9:30 – 10am</p> <ul style="list-style-type: none"> Our sound of the week is j. How many words can you think of that start with j? Read a book with a parent/carer or watch one on www.storylineonline.net Using the worksheet on Google Classroom - <i>Story Sequence</i>, retell what happened in the beginning, middle and end of the story. Upload a photo of it on your Google Slides 😊 Tell your parent/carer how the story reminds you of something in real life. 	<p>English</p> <p>ZOOM - 9:30 – 10am</p> <ul style="list-style-type: none"> Watch the Phonics Lesson on Google Classroom. You will need your blue alphabet cards, the Elkonin boxes (the yellow/orange laminated sheet with boxes on it), a piece of paper and a pencil. Complete the first two pages in your sound booklet (this is in your work pack). 	<p>English</p> <p>ZOOM - 9:30 – 10am</p> <p>It's Book Week!</p> <ul style="list-style-type: none"> Draw or dress up as your favourite character from a book. Pick a sentence from the book and copy onto a piece of paper. Upload a photo of your sentences and favourite character onto your Google Slides 😊 Complete a letter craft (this is in your work pack). 	<p>English</p> <p>ZOOM - 9:30 – 10am</p> <ul style="list-style-type: none"> Complete the next two pages in your sound booklet. Read your home reader and write two sentences about it. Don't forget a capital letter at the beginning, finger spaces between each word, and a full stop at the end. Use the sound card to help you write the sounds in each word and sight words (in your work pack). Draw a picture to match your sentences. Upload a photo of your work onto your Google Slides 😊 	<p>English</p> <p>ZOOM - 9:30 – 10am</p> <ul style="list-style-type: none"> Complete the first two pages of your handwriting book. The first sound is 'g'. Remember to hold your pencil properly, sit on a chair with feet on the floor and write with your neatest handwriting. Watch the video of Miss Boan reading <i>The Puzzled Penguin</i>. Watch the video of Miss Boan's Writing Lesson on her favourite animal. Upload a photo of your work onto your Google Slides 😊 Write an email to your teacher. Tell them what you have been doing at home!
Break	Break	Break	Break	Break	Break

Week 7	Monday 23/8	Tuesday 24/8	Wednesday 25/8	Thursday 26/8	Friday 27/8
Middle	<p>Mathematics</p> <ul style="list-style-type: none"> Complete one column of your <i>Five Minute Maths Mentals</i> booklet (in your work pack). Watch the <i>Number of the Day</i> video lesson on Google Classroom. Complete the <i>Number of the Day</i> worksheet for the number 15 (on Google Classroom). Upload a photo of your work onto your Google Slides 😊 Choose a game from the 'Maths Games' sheet and play it with someone. 	<p>Mathematics</p> <ul style="list-style-type: none"> Complete one column of your <i>Five Minute Maths Mentals</i> booklet. Listen to the 'Days of the Week' song - https://www.youtube.com/watch?v=3tx0rvuXIRg and answer these questions: <i>What day is it today? What day will it be tomorrow? What day was it yesterday? Is it morning or afternoon? What is something you do every day? What is something you usually do on Tuesdays?</i> Ask someone to record you saying the days of the week. Complete the <i>Days of the Week</i> worksheet (find on Google Classroom). Upload your work onto your Google Slides 😊 	<p>Mathematics</p> <ul style="list-style-type: none"> Complete one column of your <i>Five Minute Maths Mentals</i> booklet. Listen to the 'Big Numbers' song - https://www.youtube.com/watch?v=bGetqbqDVaA Count backwards from 10, and then try backwards from 30. Watch the 'Money Song' on YouTube https://www.youtube.com/watch?v=7_5_rX_1s-8 Go to Google Classroom and watch Miss Boan's video on Money. Complete the Money activity in Google Slides. OPTIONAL: Print and play Money Board Game (this will be uploaded to Google Classroom). 	<p>Mathematics</p> <ul style="list-style-type: none"> Complete one column of your <i>Five Minute Maths Mentals</i> booklet. Listen to the 'The Counting Down from 20' song - https://www.youtube.com/watch?v=fS60rraBhz4 Practice writing numbers 1-20. Ask someone to point to random numbers in the 1-20 range. Say the number and then say what number comes before and after. For example: 5 - number before is 4 and number after is 6. Choose a game from the 'Maths Games' sheet and play it with someone. If you want to, upload a photo of your work onto your Google Slides on Thursday's slide 😊 	<p>Mathematics</p> <ul style="list-style-type: none"> Complete one column of your <i>Five Minute Maths Mentals</i> booklet. Watch the <i>2D Shapes</i> video on YouTube - https://www.youtube.com/watch?v=WTeqUejf3D0&t=142s Go to Google Classroom and watch Miss Henning's video lesson on 2D Shapes. Complete the matching 2D shapes to their attributes activity in Google Slides. Go on a 2D shape hunt around your house or backyard and count how many of each shape you can find: <ul style="list-style-type: none"> → Circles? → Squares? → Rectangles? → Triangles? → Ovals? → Diamonds?
Break	Break	Break	Break	Break	Break
Afternoon	<p>Science</p> <ul style="list-style-type: none"> Use recycled materials in your house to build a house for your favourite toy. 	<p>PDHPE</p> <ul style="list-style-type: none"> Practice throwing and catching a ball with a family member. Challenge someone in your family to a running race. 	<p>Wellbeing Wednesday</p> <ul style="list-style-type: none"> Watch the <i>Cosmic Kids Yoga Peace Out</i> meditation – https://www.youtube.com/watch?v=QQCnWvwrO8U&list=PL8snGkhBF7niO0QvtE97AJFL3xZYQSGh5&index=3 	<p>Technology</p> <ul style="list-style-type: none"> Read a book on Wushka and get an adult to read the comprehension questions to 	<p>Paint Pot</p> <ul style="list-style-type: none"> Complete the Paint Pot activity on Google Classroom Have fun making your artwork!

Week 7	Monday 23/8	Tuesday 24/8	Wednesday 25/8	Thursday 26/8	Friday 27/8
	<p>OR</p> <ul style="list-style-type: none"> • Make a cubby house and play a game inside it. 	<ul style="list-style-type: none"> • Can you think of other funny races to have? E.g. a hopping race, a jumping race, a crawling race etc. 	<ul style="list-style-type: none"> • Tell us all about it on Zoom tomorrow morning. 	<p>you at the end. Answer them!</p> <ul style="list-style-type: none"> • Spend 10 minutes on Reading Eggs. 	<ul style="list-style-type: none"> • Upload a photo of your artwork onto your Google Slides 😊 or on the Class Stream if you want your classmates to see it too!

base 10 blocks

tally


Numeral

Written form

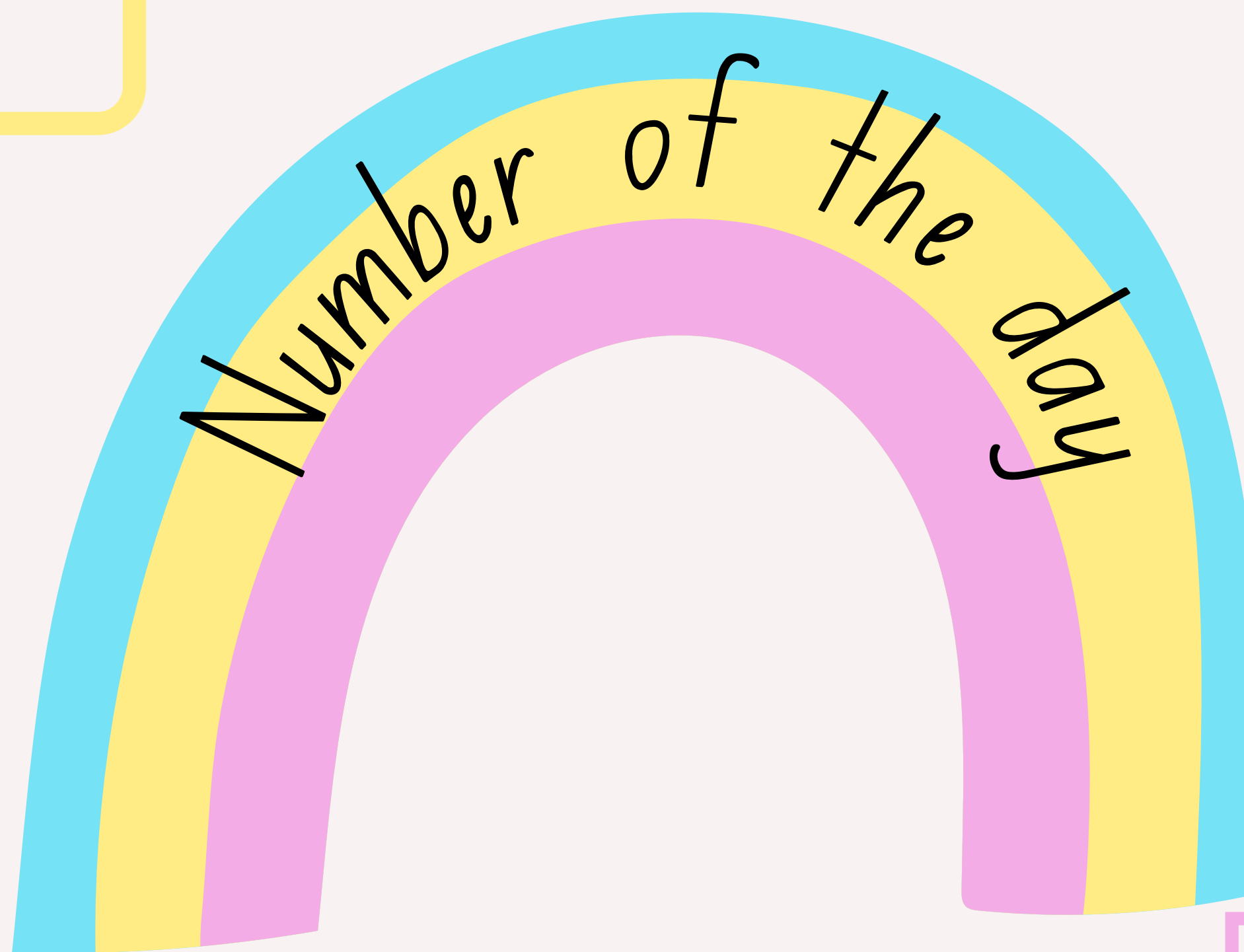
Empty box for numeral

Two horizontal lines for written form

dice



Number of the day



before

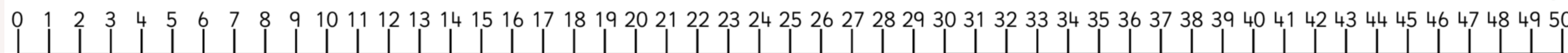
after

Number line with 'before' and 'after' boxes and a yellow highlighted segment

odd

even


Two boxes labeled 'odd' and 'even' for classification



DAYS OF THE WEEK

Say the days of the week, trace them and then write them yourself.

<i>Days</i>	<i>Trace</i>	<i>Write</i>
<i>Sunday</i>	<i>Sunday</i>	
<i>Monday</i>	<i>Monday</i>	
<i>Tuesday</i>	<i>Tuesday</i>	
<i>Wednesday</i>	<i>Wednesday</i>	
<i>Thursday</i>	<i>Thursday</i>	
<i>Friday</i>	<i>Friday</i>	
<i>Saturday</i>	<i>Saturday</i>	



The Great

MONEY RACE

What you need:

- Printed Game Board
- Print the coins and cut them out OR play with real money
- 2-4 Players
- Counters
- Dice

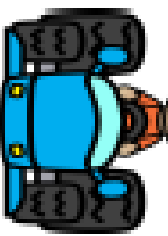
Instructions:

Students roll a dice and move around the game board. They collect the coin they land on and keep taking turns until they reach the finish. Ask your child to order the coins from smallest value to largest. **For extension: Add coins together to see who has the highest total.**

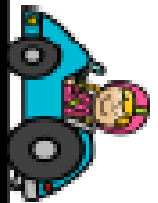


The Great

MONEY RACE







S T A R T	5c			10c		\$1		
-----------------------	----	---	---	-----	---	-----	---	---

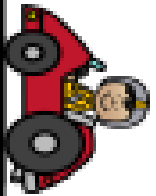
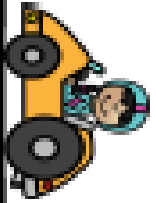



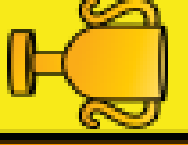




20c		5c				20c		\$2
-----	---	----	---	---	---	-----	---	-----



\$1			\$2		10c		50c
-----	---	---	-----	---	-----	---	-----

		\$2				10c		50c
--	---	-----	---	---	---	-----	---	-----



	10c	\$2		50c			20c	
--	-----	-----	---	-----	---	--	-----	---



