

WEEK 8 - KINDERGARTEN HOME LEARNING TIMETABLE

The following tasks are a guide, for parents, to cover the Early Stage 1 curriculum at home this week. If you have any questions about the tasks below please contact your child's teacher via email – hannah.boan2@det.nsw.edu.au or brooke.henning6@det.nsw.edu.au


Week 8	Monday 30/8	Tuesday 31/8	Wednesday 1/9	Thursday 2/9	Friday 3/9
Daily Task	Do some weeding around your garden.	Clean your room. Put all your things away in their place.	Tell everyone who you live with something you like about them. Make their day!	Start your day with some stretching. Move every part of your body.	Find somewhere quiet to sit outside and close your eyes. Think about all the sounds you can hear.
Morning	English ZOOM - 9:30 – 10am <ul style="list-style-type: none"> Our sound of the week is w. How many words can you think of that start with w? Watch the video of Miss Henning reading <i>The Bush Jumper</i> on Google Classroom. Using the template, design your own book cover for the story. Upload a photo of your book cover on Google Slides 😊 We will reveal what the cover ACTUALLY looks like on Tuesday! Tell someone in your family what happens in the story (don't forget to tell them the beginning, middle and end). 	English ZOOM - 9:30 – 10am <ul style="list-style-type: none"> Watch the Phonics Lesson on Google Classroom. You need your alphabet cards, the Elkonin boxes (the laminated sheet with boxes on it), a piece of paper (doesn't need to be lined) and a pencil. Upload a photo of your phonics work on your Google Slides 😊 Complete the next two pages in your sound booklet (this is in your work pack). 	English ZOOM - 9:30 – 10am <ul style="list-style-type: none"> Complete the next two pages of your handwriting book. The next letter is 'Qq'. Remember to hold your pencil properly, sit on a chair with feet on the floor and write with your neatest handwriting. Choose and complete a letter craft (in your work pack). Read a book on Wushka (login in work pack) and write down as many sight words as you can find from the book. Upload a photo of the sight words you find onto your Google Slides 😊 	English ZOOM - 9:30 – 10am <ul style="list-style-type: none"> Look at the <i>Writing Prompt</i> picture of the beach on Google Classroom. Write two or three sentences about what you can see in the picture. Try and use some descriptive languages (adjectives) to make your writing more interesting! Use the sound card to help you write the sounds in each word and sight words. Draw your own picture of the beach to match your writing. Upload a photo of your writing onto your Google Slides 😊 Spend 15 minutes on Reading Eggs. 	English ZOOM - 9:30 – 10am <ul style="list-style-type: none"> Watch the video of Miss Boan reading <i>The Gruffalo</i> book. Then watch the video of Miss Boan's brainstorming different adjectives to describe <i>The Gruffalo</i>. Using The Gruffalo worksheet, add in the adjectives and write three sentences to describe The Gruffalo. Upload a photo of your work onto your Google Slides 😊 Catch up on any work you haven't yet completed this week!

Week 8	Monday 30/8	Tuesday 31/8	Wednesday 1/9	Thursday 2/9	Friday 3/9
Break	Break	Break	Break	Break	Break
Middle	Mathematics <ul style="list-style-type: none"> Complete one column of your <i>Five-Minute Maths Mentals</i> booklet. Complete the <i>Number of the Day</i> worksheet for the number 16 (on Google Classroom). Watch the video from last week if you forget what to do, but make sure your worksheet is all about the number 16! Upload a photo of your work onto your Google Slides 😊 How many ways can you make the number of the day? E.g. <ul style="list-style-type: none"> → $13 + 3 = 16$ → $17 - 1 = 16$ 	Mathematics <ul style="list-style-type: none"> Complete one column of your <i>Five-Minute Maths Mentals</i> booklet. Watch the <i>Place Value</i> lesson video on Google Classroom. Once you have watched the video complete the worksheet attached. Upload a photo of your worksheet onto your Google Slides 😊 Go to the Toy Theater website – https://toytheater.com/base-ten-blocks/ and practice making these numbers: <ul style="list-style-type: none"> → 27 → 16 → 32 → 51 → 11 → 25 → 34 → 21 	Mathematics <ul style="list-style-type: none"> Complete one column of your <i>Five-Minute Maths Mentals</i> booklet. Listen to the 'Counting by 10s' song - https://www.youtube.com/watch?v=bGetqbgDVaA Once you've watched the video practice counting by 10s on your own. Say it to an adult. Complete the two place value puzzles in your Wednesday Google Slides 😊 Choose a game from the 'Maths Games' sheet and play it with someone. 	Mathematics <ul style="list-style-type: none"> Complete one column of your <i>Five-Minute Maths Mentals</i> booklet. Flip a coin 20 times and tally how many times you land on heads and how many times you land on tails. Watch the Data video lesson on Google Classroom. Once you have watched the lesson complete the interactive graph in your Thursday Google Slides 😊 	Mathematics <ul style="list-style-type: none"> Complete one column of your <i>Five-Minute Maths Mentals</i> booklet. Find a cup and four different sized containers. Guess which container would hold the most water and which would hold the least. Using the cup as a form of measurement figure out how many cups it will take to fill each container with water. Maybe do this outside! Record it on a piece of paper so you don't forget how many cups it takes to fill each container. Upload a photo of you completing this activity onto your Google Slides 😊 Fun Friday! Watch the <i>Number Jacks Container Drainer</i> episode - https://www.youtube.com/watch?v=4y0QvIFGxqA
Break	Break	Break	Break	Break	Break

Week 8					
Monday 30/8		Tuesday 31/8		Wednesday 1/9	
Thursday 2/9		Friday 3/9			
Afternoon	Science <ul style="list-style-type: none"> Find a toy around that can move such as roll, bounce or spin. Explain to someone how the toy starts moving? Draw a picture of your toy. 	PDHPE - Bouncing <ul style="list-style-type: none"> Find an area in your yard where you can bounce a ball (driveway or a patch of concrete). Practice bouncing the ball up and down with one hand (your dominant hand and then your non-dominant hand). Make sure you don't bounce the ball too hard (it will bounce too high) and make sure you don't bounce it too softly (it will bounce too low). You have to get it just right! Practice bouncing the ball to a partner (like a game of handball). 	Wellbeing Wednesday <ul style="list-style-type: none"> Have a phone or video conversation with somebody you have not spoken to in a while. Ask them how they are and what they have been doing recently. Share what you have been learning about or any events in your life. If you cannot have a phone or video conversation, draw or make something to make somebody smile. 	Developmental Play <ul style="list-style-type: none"> Play a board game or a card game with someone in your family. 	Paint Pot <ul style="list-style-type: none"> Complete the Paint Pot activity on Google Classroom called <i>Movement Drawing</i>. Have fun making your artwork! Upload a photo of your artwork onto your Google Slides 😊 or on the Class Stream if you want your classmates to see it too!

Design a Book Cover

Before completing this activity: Watch the story *The Bush Jumper* on Google Classroom. Draw a book cover for the story.



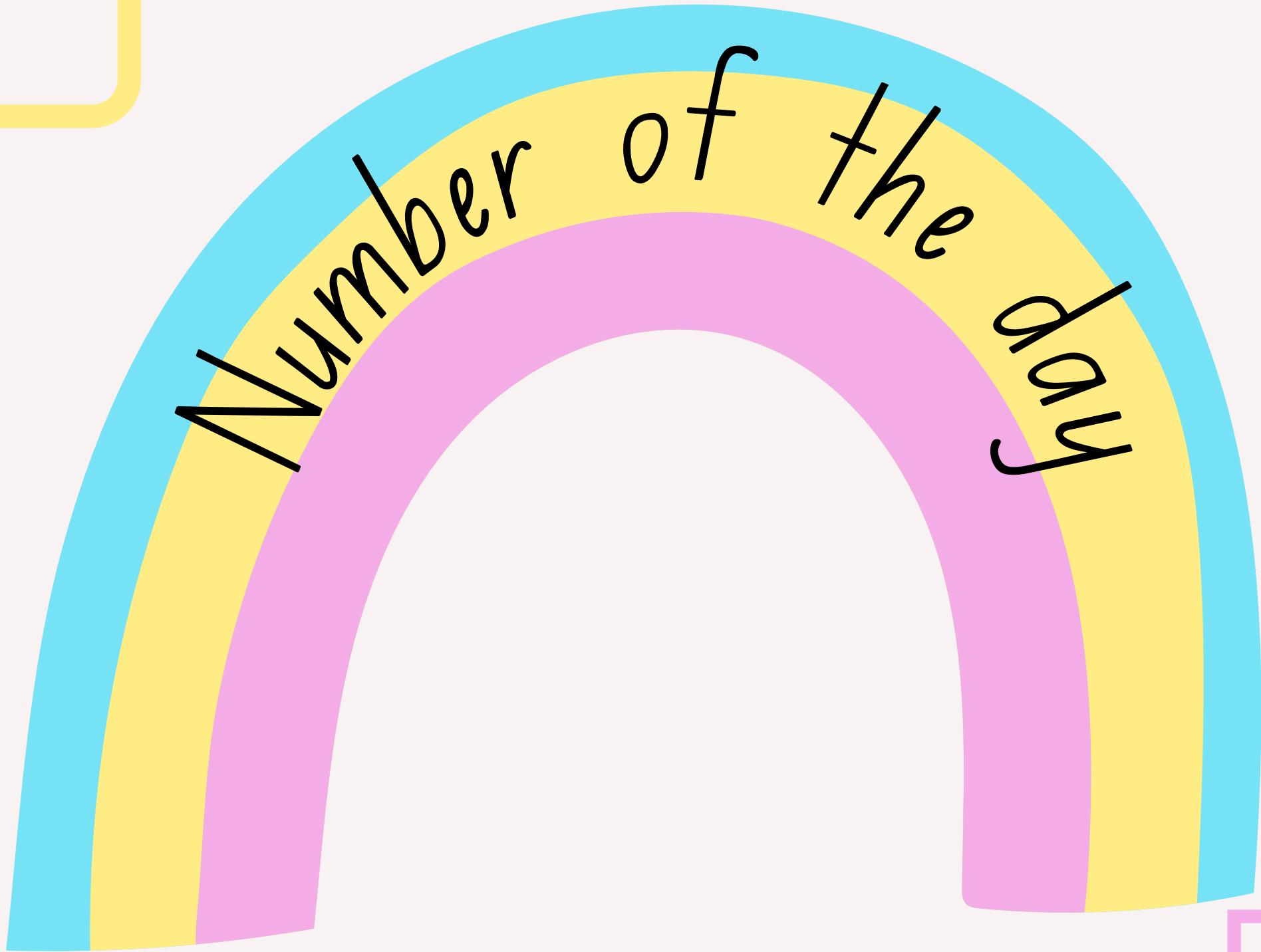
base 10 blocks

tally

Numeral

Written form

dice

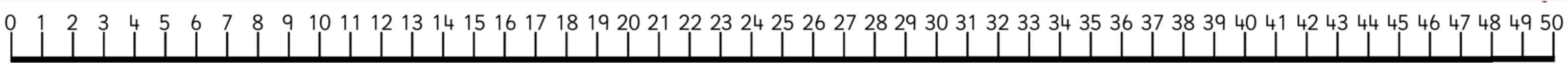


before

after

odd

even

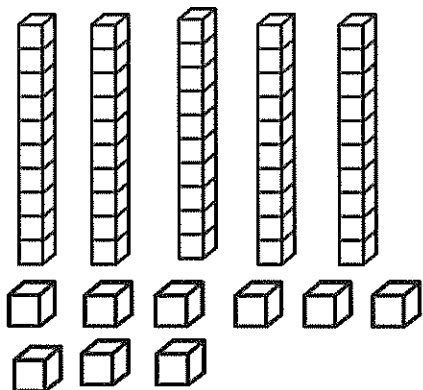


Name _____

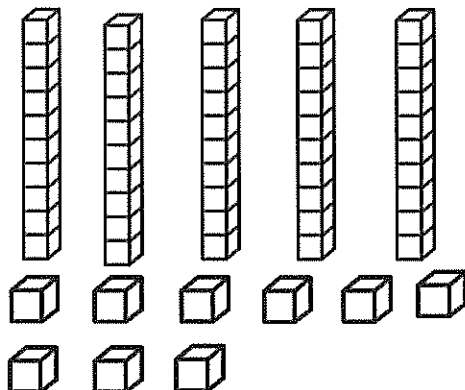


Color tens and ones to show each number.

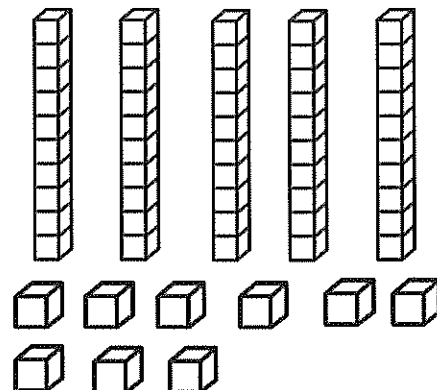
18



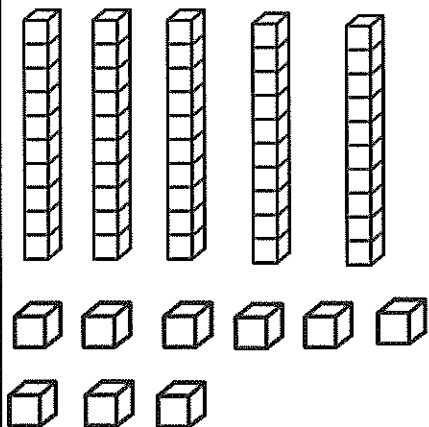
47



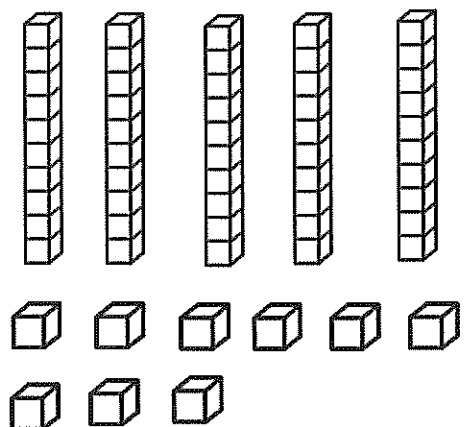
42



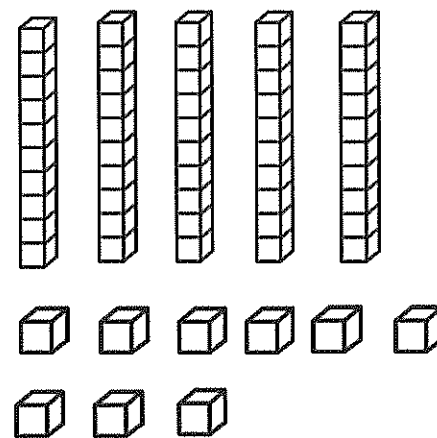
10



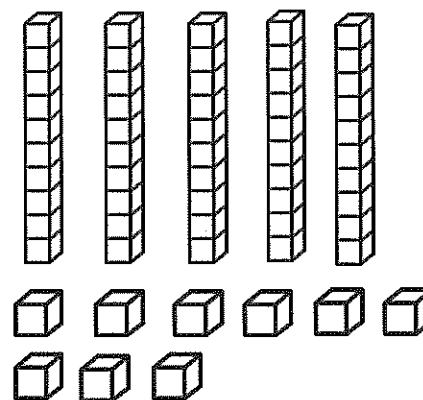
37



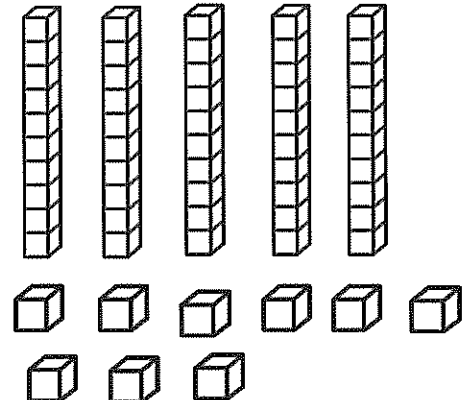
43



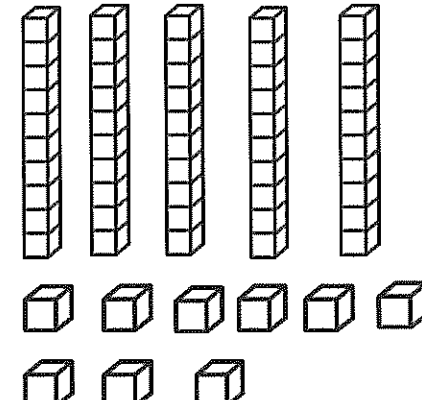
12



28



25





beach sand

dig jetski cover

hammock snorkel

hot sunny castle

Name: _____

THE GRUFFALO


Write adjectives around *The Gruffalo* to describe him.




Write 2 or 3 sentences describing the Gruffalo.

<hr/> <hr/> <hr/> <hr/> <hr/>

YOU'RE A
DINO-MITE
DAD!



I LOVE YOU
TO THE
MOON!




YOU'RE A
TEA-RRIFIC
DAD!




YOU'RE A
MAGICAL
DAD!



YOU ARE A
KOALA-TY
DAD!




BRIGHTEST
DAD EVER!



YOU'RE A
SUPER DAD!




O-FISH-ALLY
THE BEST
DAD!




DAD, YOU'RE DINO-MITE



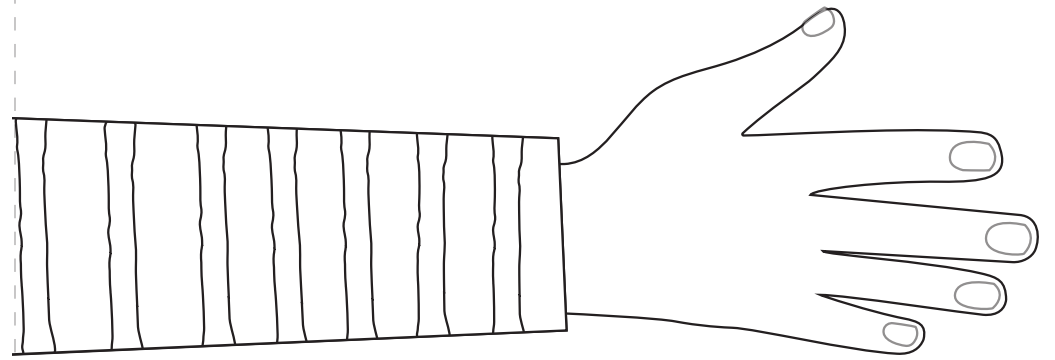
DEAR DAD,
I LOVE HANGIN'
WITH YOU...



HAPPY FATHER'S DAY

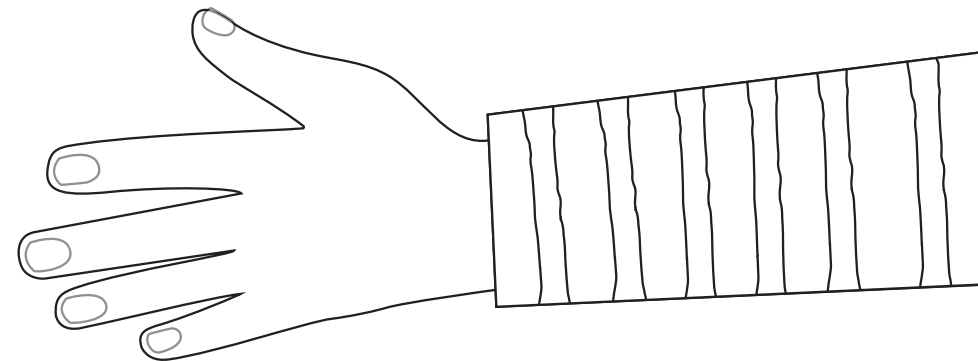


**DAD,
YOU'RE
RAD!**




BIG HUGS

HAPPY FATHERS'S DAY



Dad, there's no
otter quite
like you.



Happy Father's Day

YOU'RE
SUPER, DAD!




HAPPY FATHER'S DAY

You're the
best, pop.


HAPPY FATHER'S DAY

HAPPY FATHER'S DAY

Dad, you wheelie are the best!



You're
roarsome



Dad

All about my **DAD**

My dad's name:

.....

My dad makes me laugh
when he:

HA!

HA!

HA!

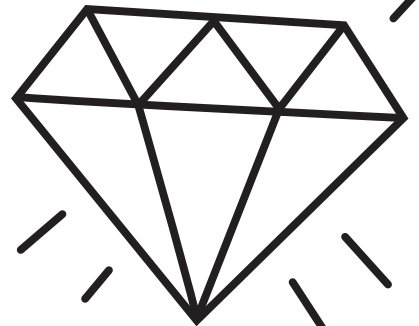


My dad wishes he had:

My dad should get an award for:



My dad is unique because:



My dad loves it when:

My dad's favourite thing to
do is:

My Dad, My SUPERHERO

His superhero name is _____

He can run faster than _____

He can lift _____

He is as smart as _____

He is as brave as _____

He is really good at _____

He makes the best _____


He is funny when _____

He likes to _____

He always says _____

I am his sidekick because I help him with _____

He is a superhero because _____



My Pop, My SUPERHERO

His superhero name is _____

He can run faster than _____

He can lift _____

He is as smart as _____

He is as brave as _____

He is really good at _____

He makes the best _____


He is funny when _____

He likes to _____

He always says _____

I am his sidekick because I help him with _____

He is a superhero because _____



My Grandad, My SUPERHERO

His superhero name is _____

He can run faster than _____

He can lift _____

He is as smart as _____

He is as brave as _____

He is really good at _____

He makes the best _____


He is funny when _____

He likes to _____

He always says _____

I am his sidekick because I help him with _____

He is a superhero because _____



My Uncle, My SUPERHERO

His superhero name is _____

He can run faster than _____

He can lift _____

He is as smart as _____

He is as brave as _____

He is really good at _____

He makes the best _____

He is funny when _____

He likes to _____

He always says _____

I am his sidekick because I help him with _____

He is a superhero because _____

