


## Week 8- Stage 1 Home Learning Timetable

The following tasks are a guide for parents to cover some of the Stage 1 curriculum at home this week. Students can complete all set tasks in a book or on Google Classroom. Only “turn in” tasks that are posted as an assignment on Google Classroom (see timetable below). If you or your child have any questions about the tasks below, please contact your child’s teacher via email or phone the school.

| Week 8   | Monday 30/08/2021   | Tuesday 31/08/2021   | Wednesday 01/09/2021   | Thursday 02/09/2021  | Friday 03/09/2021   |
|--|---|--|--|--|---|
| <b>Task</b>  | Help someone in your family prepare and cook a meal today.  | Reach out to someone you miss. Give them a call or write them a message.   | Think of three reasons why you are AWESOME. Write these down on a piece of paper and place it on the fridge for your family to see and value.  | Help someone in your family with cleaning today (your room, vacuum, dust, straighten up a bookshelf).  | Write a kind note to someone in your family to brighten their day.  |
| <b>Morning</b>   | <b>ZOOM times:</b><br><b>Stage 1 - 10:15am - 10:45am</b><br><b>(link on Google Classroom)</b>   | <b>ZOOM times:</b><br><b>Stage 1 - 10:15am - 10:45am</b><br><b>(link on Google Classroom)</b>  | <b>ZOOM times:</b><br><b>Stage 1 - 10:15am - 10:45am</b><br><b>(link on Google Classroom)</b>  | <b>ZOOM times:</b><br><b>Stage 1 - 10:15am - 10:45am</b><br><b>(link on Google Classroom)</b>  | <b>ZOOM times:</b><br><b>Stage 1 - 10:15am - 10:45am</b><br><b>(link on Google Classroom)</b>   |
| If you do not have a book to keep your work in, you can make yourself one by stapling some sheets of paper together. | <b>Literacy activities that should be completed daily:</b> <ul style="list-style-type: none"> <li>• Reading a home reader, book or Wushka text– discuss the text with your child and ask them questions about it to enhance comprehension skills.</li> <li>• Practise and revise Mad Minute program if not completed.</li> <li>• Reading Eggs and Reading Eggspress should be completed twice a week, if possible.</li> </ul> |  |  |  |   |
|  | <b>English:</b><br><b>Spelling HW:</b><br>Complete your spelling homework practice for today.<br><br><b>Story Summary:</b><br>Please watch the video of Ellie’s Dragon that is uploaded as Material on Google Classroom. Please complete the Story Summary attached at the end of this timetable. Remember to write three interesting sentences for each section (i.e.  | <b>English:</b><br><b>Spelling HW:</b><br>Complete your spelling homework practice for today.<br><br><b>Reading Comprehension Predicting:</b><br>1. Using the attached Making Predictions worksheet, observe the book cover and predict what you think will happen in this text. | <b>English:</b><br><b>Spelling HW:</b><br>Complete your spelling homework practice for today.<br><br><b>Handwriting:</b><br>Please complete the next two pages of the handwriting booklet.<br><br><b>E e</b><br><br><i>Remember:</i><br>1. To sit with your bottom right | <b>English:</b><br><b>Spelling HW:</b><br>Complete your spelling homework practice for today.<br><br><b>Narratives:</b><br>There are often animals, including pets, in the narratives we read and write.<br><br>Think about your ideal pet. Think aloud with an adult:<br><br><i>If you could have any animal at all as a pet, what would you like</i> | <b>English:</b><br><b>Spelling Test:</b><br>Complete a Spelling Test of the weekly word list. Any words that are still unknown could be revised in the following week.<br><br><b>Super Sentence:</b><br>Build a super sentence.<br><br><b>The water lapped at its feet.</b> |

|       |  |   |   |  |   |
|-------|--|---|---|--|---|
|       | <p>Beginning, Middle, End).</p> <p><b>Spelling:</b><br/>Complete activities from the <i>Spelling Grid</i>.</p> <p><b>Phonics:</b></p> <p><b>Year 1 Phonics –</b></p> <p>Please complete the next page of the Year 1 Phonics book for the sounds <u>or, ee, ai and ow</u>. It is important you watch the Phonics video uploaded on our Google Classroom. Please pause as needed.</p> <p><b>Year 2 Phonics –</b></p> <p>Watch the Five Interesting Sentences video on Google Classroom. Choose five of your spelling words and put them into interesting sentences. Remember to include lots of descriptive language. You will need to include adjectives and adverbs.</p> <p>Please upload a photo of your work in the Monday Phonics Writing Task assignment for Year 1 and in the Monday Create Five Interesting Sentences assignment for Year 2. 😊</p> |  <p>2. Please watch the video of There's a Sea in my Bedroom that is uploaded as Material on Google Classroom.</p> <p>3. Complete the worksheet.</p> <p><a href="#">Upload a photo of your Predictions on Google Classroom in the Tuesday Making Predictions assignment.</a> 😊</p> <p><b>Spelling:</b><br/>Complete activities from the <i>Spelling Grid</i>.</p> | <p>back in the chair.</p> <p>2. <i>Your feet need to be flat on the floor.</i></p> <p>3. <i>Your back is tall and straight.</i></p> <p>4. <i>Take your time to do your neatest work possible.</i></p> <p>5. <i>Make sure the page you are writing on is in front of you.</i></p> <p><b>Spelling:</b><br/>Use as many words from your spelling list as you can to create an entertaining paragraph (3- 4 sentences). Underline your spelling words in a coloured pencil.</p> | <p>to have?</p> <p><i>What is it about this animal that makes it the perfect pet for you?</i></p> <p>Choose your ideal pet. Your heading could be 'My Ideal Pet Would Be A .....'</p> <p>Describe your ideal pet. Remember to use lots of descriptive language including adjectives and adverbs in your description.</p> <p>Whoever reads your description, needs to be able to make a movie in their head of what your pet looks like, sounds like, smells like, feels like and what it eats. Your five sense word mats from last week will be useful.</p> <p>Write a description of your ideal pet and draw an illustration to match.</p> <p>If you wish, read your description to someone and get them to draw a picture of your ideal pet. Does their drawing match your description?</p> <p><a href="#">Upload a Google Doc or photo of your work on Google Classroom in the Thursday Narrative Writing My Ideal Pet assignment.</a> 😊</p> <p><b>Spelling:</b><br/>Complete activities from the <i>Spelling Grid</i>.</p> | <p>Super sentence checklist:</p> <ul style="list-style-type: none"> <li>• Who?</li> <li>• What?</li> <li>• When?</li> <li>• Where?</li> <li>• Why?</li> </ul> <p>Please remember to include adjectives and adverbs.</p> <p><a href="#">Upload a Google Doc or photo of your work on Google Classroom in the Friday Super Sentence assignment.</a> 😊</p> <p><b>Complete any Literacy work that you still need to finish.</b></p> |
| Break | Break  | Break   | Break   | Break  | Break   |

Middle

**Additional Activities – These are activities that we would like to be completed during the week where possible:**

- Mathletics tasks will be set each week. These activities will target a specific focus area each week.
- Practise and revise the Number Sense program if not completed.

**Mathematics:**

**Warm-up:**

Choose 'Number of the Day' (this can be any number) and complete the following;

- Spell it
- Draw it (base 10)
- Tally it
- Identify the number before and after
- Write the next even number
- Write the next odd number
- Double it
- Put the number into number sentences.

**CHALLENGE:**

- Round to 10
- Round to 100
- Count on 34
- Count back 22
- Add 100
- Subtract 10
- Write it in expanded form.

**Mathletics:**

Complete some Mathletics tasks ([www.mathletics.com.au](http://www.mathletics.com.au)).

**Mathematics:**

**Money:**

Complete the following activity by drawing the coins, rubbing actual coins under paper or taking a photo.

Show three different combinations of coins and notes to make:

- 25c
- 60c
- \$1.50
- \$2
- \$3.80
- \$10

**CHALLENGE:**

Show two different combinations of coins and notes to pay for this tech deck that is \$16.90.



Upload a photo on Google Classroom in the Money assignment. 😊

**Mathematics:**

**Area:**

Please watch the Area video that is uploaded as Material on Google Classroom.

Complete the Robot area worksheet. Then create your own rambunctious robot using the provided grid paper. Calculate the area of your robot.

Upload a photo on Google Classroom in the Area assignment. 😊

**Mathematics:**

**Warm-up:**

Choose 'Number of the Day' (this can be any number) and complete the following;

- Spell it
- Draw it (base 10)
- Tally it
- Identify the number before and after
- Write the next even number
- Write the next odd number
- Double it
- Put the number into number sentences.

**CHALLENGE:**

- Round to 10
- Round to 100
- Count on 29
- Count back 16
- Add 100
- Subtract 10
- Write it in expanded form.

**Mathletics:**

Complete some Mathletics tasks ([www.mathletics.com.au](http://www.mathletics.com.au)).

**Mathematics:**

**Whole Number:**

Complete the attached addition and subtraction worksheets for Year 1 or Year 2. If you are unable to print them write the number sentences into your book.

Complete any Numeracy work that you still need to finish.

Break

Break

Break

Break

Break

Break

|                  |   |   |  |   |   |
|------------------|---|---|--|---|---|
| <p>Afternoon</p> | <p><b>PDHPE:</b></p> <p><b>Rolling</b></p> <p>Practise rolling a tennis ball along the ground to your parent or sibling. Move further apart after every three or four rolls each.</p> <p>Roll the ball along the ground to some targets in your backyard, to a target at the bottom of a wall or along a line in the concrete.</p> <p>Roll between some obstacles – between two bottles, between two garden beds, between the legs of your sibling.</p> <p>You might set some targets up in a group to see how many you can knock over with one roll, like ten pin bowling. Remember you have to roll the ball, not throw it. If you're using a tennis ball or other soft ball, you could use a group of empty drink bottles as skittles. You could have a friendly family competition perhaps.</p> | <p><b>Creative Arts:</b></p> <p><b>Paint Pot Activity</b></p> <p>Please see the Google Classroom Week 8 Term 3 Folder to access the Paint Pot activities.</p> | <p><b>Wellbeing Wednesday:</b></p> <p><b>Ripple Project</b></p> <p>Select a Ripple Video on Google Classroom. Find a quiet space and complete a mindfulness activity to help recharge. Make sure you select an activity that you enjoy such as drawing, reading, playing in the garden, building Lego etc.</p> | <p><b>Fathers' Day Craft</b></p> <p><b>Craft</b></p> <p>Create a Fathers' Day card or handmade gift for your dad / grandad / someone you love. Card templates are attached.</p> | <p><b>Living World:</b></p> <p><b>Investigating Mould</b></p> <p>Moulds are saprophytes, that is, organisms that feed on dead things. In the case of bread moulds, they feed on your bread.</p> <p><b>Bread Mould Experiment Continued</b></p> <p>Please complete the attached observation sheet.</p> <p>Remember to leave the bag unopened when observing the mould growth.</p> <p><i>Note: Continue to observe the mould growth over the next week. It can take at least ten days.</i></p> <p><i>Inform your parents and siblings about your experiment so no one will disturb or eat it.</i></p> |
|------------------|---|---|--|---|---|

# Story Summary

Title: \_\_\_\_\_

Author: \_\_\_\_\_

## Orientation

Orientation (beginning): Briefly write about the characters and the setting.

---

---

---

---

## Complication

Complication (problem): Explain the problem that occurred in the story.

---

---

---

---

## Resolution

Resolution (ending): How was the problem solved?


---

---

---

What is your opinion of this story and why?

---



# Mould Observation Sheet



Date: \_\_\_\_\_.

Please draw a picture of your observations.

When did the mould first appear? \_\_\_\_\_  
\_\_\_\_\_.

What colour is the mould? \_\_\_\_\_  
\_\_\_\_\_.

Why are the mould different colours? \_\_\_\_\_  
\_\_\_\_\_  
\_\_\_\_\_.

Where on the bread did the mould grow (corner, middle)? Why do you think that is? \_\_\_\_\_  
\_\_\_\_\_  
\_\_\_\_\_.

**Why do you think inhaling mould would be unhealthy?**

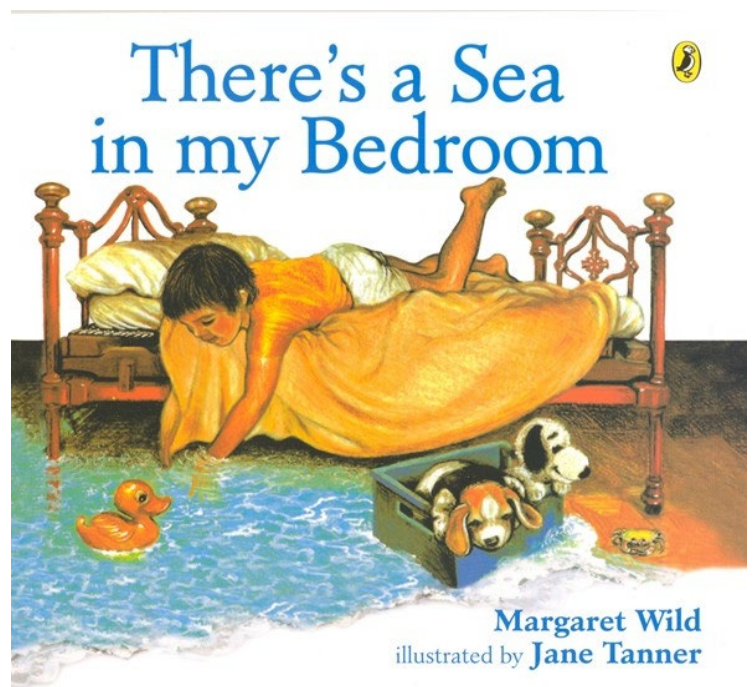
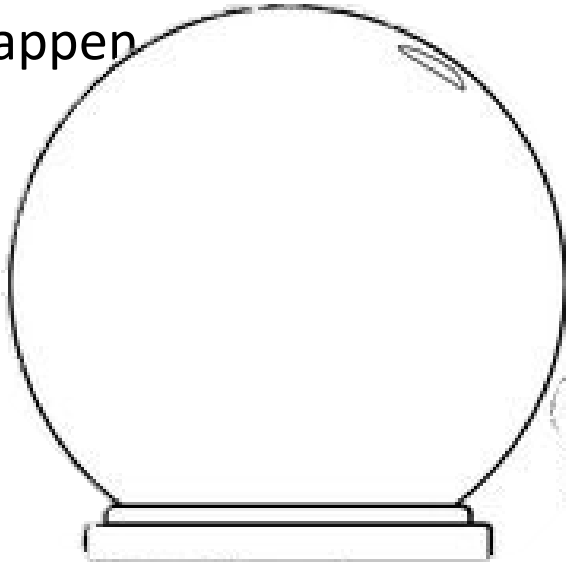
---

---

---

# Making Predictions

Draw a picture about what you think is going to happen



Look at this book's cover. Make sure you take note of all the details in the illustration. What do you think will happen in this book? \_\_\_\_\_

---

---

---

---

---

---

Were your predictions correct? How? What was the same and what was different? \_\_\_\_\_

---

---

---

---


---

---



# Five Senses Guide

barking  
bellowing  
cheeping  
chirping  
clattering  
clicking  
deafening  
moaning  
piercing  
quiet  
racket  
roaring



rustling  
scratching  
screeching  
shouting  
singing  
snarling  
squawking  
wailing  
whining  
whistling  
yelling  
yelping

## What can you hear?

twinkl

abrasive  
bumpy  
bushy  
cold  
craggy  
cushioned  
dry  
flat  
hot  
knobbly  
knotty  
moist



prickly  
rough  
scaled  
silky  
slimy  
smooth  
sodden  
spiky  
spongy  
velvety  
waxy  
wet

## What does it feel like?

twinkl

aromatic  
deodorised  
fishy  
flowery  
fresh  
heady  
minty  
musty  
nauseating  
odorous



perfumed  
pleasant  
putrid  
reek  
rotten  
scent  
stench  
stinky  
strong  
woody

# What can you smell?



big  
blue  
fat  
green  
long  
orange  
pink  
purple  
red



short  
small  
spotty  
stripey  
tall  
thick  
thin  
white  
yellow

# What can you see?



acidic

appetising  
bitter  
bland  
creamy  
dry  
fishy  
flavoursome  
foul  
fruity  
greasy



peppery

pungent  
salty  
seasoned  
sharp  
sour  
spicy  
sugary  
sweet  
tangy  
tart

# What does it taste like?

